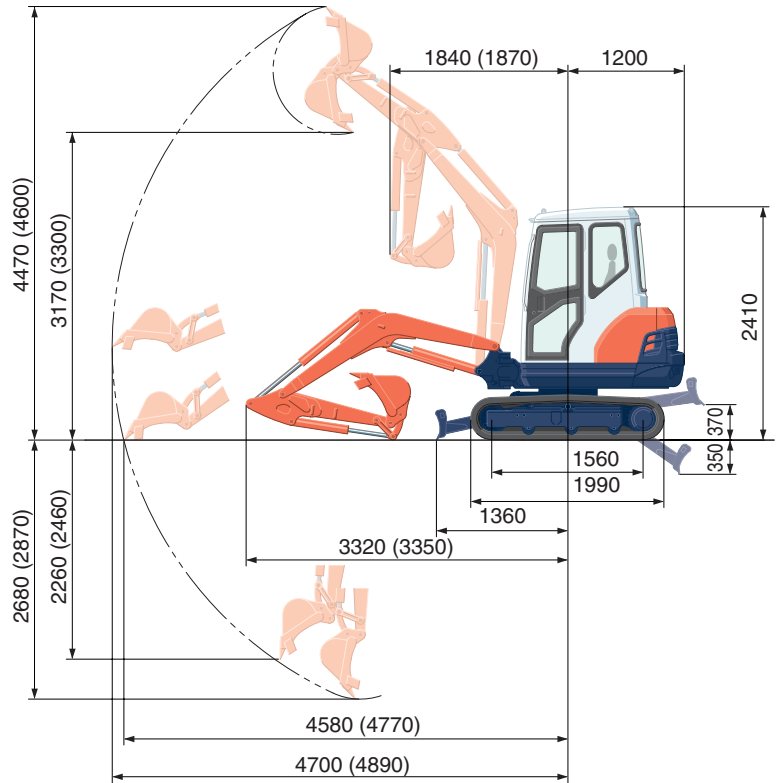
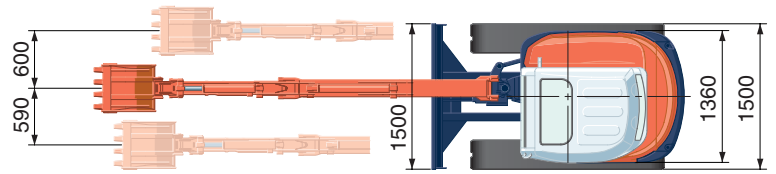


SPECIFICATIONS

WORKING RANGE

*Rubber shoe type

Machine weight	Cabin (Std. arm/Long arm)	kg	2790/2800
	Canopy (Std. arm/Long arm)	kg	2685/2695
Bucket capacity, std. SAE/CECE		m ³	0.07
Bucket width	with side teeth	mm	505
	without side teeth	mm	480
Engine	Model		V1505-E2-BH-10EU
	Type		Water-cooled, diesel engine
	Output ISO9249	PS/rpm	27.5/2300
		kW/rpm	20.5/2300
	Number of cylinders		4
	Bore x stroke		mm
Displacement		cc	1498
Overall length (Std. arm/Long arm)		mm	4520/4550
Overall height	Cabin	mm	2410
	Canopy	mm	2430
Swivelling speed		rpm	9.4
Rubber shoe width		mm	300
Tumbler distance		mm	1560
Dozer size (width x height)		mm	1500 x 300
Hydraulic pumps	P1,P2		Variable displacement pump
	Flow rate	ℓ/min	32.2+32.2
	Hydraulic pressure	MPa(kgf/cm ²)	23.5 (240)
	P3		Gear pump
	Flow rate	ℓ/min	18.4
Hydraulic pressure		MPa(kgf/cm ²)	20.6 (210)
Max. digging force	Arm (Std./Long)	kN (kgf)	17.5/16.2 (1790/1650)
	Bucket	kN (kgf)	25.2 (2570)
Boom swing angle (left/right)		deg	80/60
Auxiliary circuit	Flow rate	ℓ/min	50.6
	Hydraulic pressure	MPa(kgf/cm ²)	20.6 (210)
Hydraulic reservoir		ℓ	34
Fuel tank capacity		ℓ	45
Max. travelling speed	Low	km/h	2.7
	High	km/h	4.6
Ground contact pressure	Cabin	kPa(kgf/cm ²)	26.5 (0.270)
	Canopy	kPa(kgf/cm ²)	25.0 (0.255)
Ground clearance		mm	305



(): Long Arm
Unit: mm

LIFTING CAPACITY

KX71-3(CAB) with standard arm: kN (ton)

Lift Point Height	Lifting point radius (2.5m)			Lifting point radius (3.5m)		
	Over-front		Over-side	Over-front		Over-side
	Blade Down	Blade UP		Blade Down	Blade UP	
2.0m	7.20 (0.73)	7.20 (0.73)	7.20 (0.73)	5.89 (0.60)	5.81 (0.59)	5.09 (0.52)
1.5m	8.95 (0.91)	8.95 (0.91)	8.15 (0.83)	6.32 (0.64)	5.72 (0.58)	5.00 (0.51)
1.0m	10.57 (1.08)	9.18 (0.94)	7.90 (0.81)	6.80 (0.69)	5.62 (0.57)	4.91 (0.50)
0m	11.79 (1.20)	8.88 (0.91)	7.57 (0.77)	7.29 (0.74)	5.49 (0.56)	4.78 (0.49)

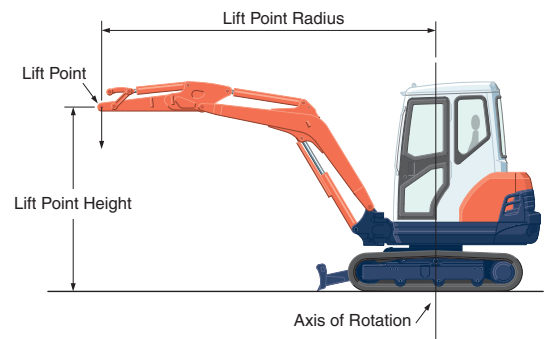
KX71-3(CAB) with long arm: kN (ton)

Lift Point Height	Lifting point radius (2.5m)			Lifting point radius (3.5m)		
	Over-front		Over-side	Over-front		Over-side
	Blade Down	Blade UP		Blade Down	Blade UP	
2.0m	6.38 (0.65)	6.38 (0.65)	6.38 (0.65)	5.45 (0.56)	5.45 (0.56)	5.10 (0.52)
1.5m	8.10 (0.83)	8.10 (0.83)	8.10 (0.83)	5.94 (0.61)	5.72 (0.58)	5.00 (0.51)
1.0m	9.86 (1.01)	9.20 (0.94)	7.87 (0.80)	6.48 (0.66)	5.60 (0.57)	4.88 (0.50)
0m	11.64 (1.19)	8.79 (0.90)	7.49 (0.76)	7.18 (0.73)	5.43 (0.55)	4.72 (0.48)

Please note:

* The lifting capacities are based on ISO 10567 and do not exceed 75 % of the static tilt load of the machine or 87 % of the hydraulic lifting capacity of the machine.

* The excavator bucket, hook, sling and other lifting accessories are not included on this table.



* Working ranges are with Kubota standard bucket, without quick coupler.

* Specifications are subject to change without notice for purpose of improvement.